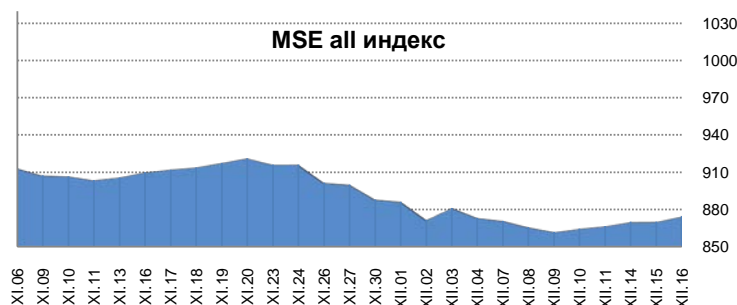


1. МОНГОЛЫН ХӨРӨНГИЙН БИРЖИЙН АРИЛЖАА

1.1. Арилжааны мэдээ

| Огноо | 2015.XII.15 | 2015.XII.16 | Өөрчлөлт %/ |
|----------------------|-------------|-------------|-------------|
| Арилжигдсан ширхэг | 102,797 | 3,760.0 | ↓ -96.34 |
| Үнийн дүн /сая.төг/ | 9,701.1 | 15.0 | ↓ -99.8 |
| Үүнээс: ЗГҮЦ | 9,691.0 | 2.0 | |
| Хэлцлийн тоо | 60.0 | 39.0 | ↓ -35.00 |
| Үнэт цаасны тоо /ХК/ | 16.0 | 17.0 | ↑ 6.25 |
| ЗЗҮ /наяд.төг/ | 1.231 | 1.237 | ↑ 0.50 |
| ТОП-20 индекс | 12,193.0 | 12,336.0 | ↑ 1.17 |
| MSE all индекс | 870.1 | 874.5 | ↑ 0.50 |



1.3. Идэвхитэй арилжигдсан үнэт цаас

| Үнэт цаасны нэр | Ширхэг | Үнэт цаасны нэр | Үнийн дүн /төг/ | арилжаанд эзлэх хувь |
|-----------------|--------|-----------------|-----------------|----------------------|
| АПУ | 1,214 | АПУ | 4,473,666 | 29.81 |
| МАХИМПЕКС | 607 | МАХИМПЕКС | 1,742,255 | 11.61 |
| РЕМИКОН | 490 | ГАЗАР СҮЛЖМЭЛ | 1,330,000 | 8.86 |
| ГЕРМЕС ЦЕНТР | 355 | АТАР-ӨРГӨӨ | 1,300,000 | 8.66 |
| ШАРЫН ГОЛ | 317 | ШАРЫН ГОЛ | 1,237,000 | 8.24 |

Эх сурвалж: <http://mse.mn/>

1.4. Хамгийн их өөрчлөлттэй үнэт цаас

| Бүүрэлт | Үнэт цаасны нэр | Ханш | Ханшийн өөрчлөлт %/ |
|---------|-----------------|---------|---------------------|
| Өсөлт | ГЛОБАЛ МОН.ХОЛ | 280.8 | 12.31 |
| | НАКО ТҮЛШ | 200 | 11.11 |
| Бууралт | УБ-БҮК | 29,960 | 10.96 |
| | МОННООС | 2,745.0 | -12.86 |
| | АВТО ИМПЕКС | 2,273.0 | -9.08 |
| | УЛСЫН ИХ ДЭЛГҮҮ | 536.8 | -6.58 |

2. ХӨДӨӨ АЖ АХУЙН БИРЖИЙН АРИЛЖАА

| Барааны төрөл | 2015.XII.14 | | | | 2014 оны XII сар | | | |
|---------------------|---------------|---------------|--------------------|--------------|------------------|----------|--------------------|------------|
| | Хэмжээ /тонн/ | Үнэ /1кг.төг/ | Нийт үнэ /сая.төг/ | Эзлэх хувь | Хэмжээ /тонн/ | Үнэ /кг/ | Нийт үнэ /сая.төг/ | Эзлэх хувь |
| Ноолуур | | | | 0.0 | 43.0 | 76,870 | 3,305.4 | 27% |
| Хонины ноос | | | | 0.0 | 1,144.6 | 1,538 | 1,760.2 | 14% |
| Тэмээний ноос | | | | 0.0 | | | | |
| Ямааны завод ноос | 62.0 | 14,303.9 | 886.8 | 100.0 | 372 | 19,881 | 7,401 | 59% |
| Хонины завод ноос | | | | 0.0 | | | | |
| Тэмээний завод ноос | | | | 0.0 | | | | |
| Хүнсний буудай | | | | 0.0 | | | | |
| Нийт дүн | 62.0 | | 886.8 | 100.0 | 1,560 | | 12,466 | |

Эх сурвалж: <http://www.mce.mn/>

2015.XII.16-ны өдөр ХААБ-д арилжаа хийгдээгүй байна

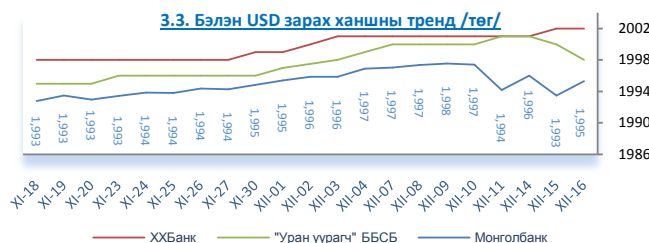
3. ВАЛҮТЫН ХАНШ

3.1. Монголбанкны зарласан ханш /төг/

| | USD | RUB | CNY | EUR | JPY | GBP | KRW | SGD | CAD | AUD |
|------------------|----------|-------|--------|----------|-------|----------|------|----------|----------|----------|
| 2015.XII.16 | 1,995.30 | 28.34 | 308.37 | 2,182.36 | 16.36 | 3,003.23 | 1.69 | 1,415.71 | 1,451.50 | 1,436.22 |
| 2014 оны XII сар | 1,883.00 | 33.87 | 304.33 | 2,321.68 | 15.79 | 2,944.02 | 1.71 | 1,431.39 | 1,633.51 | 1,553.39 |
| 2013 оны XII сар | 1,674.58 | 50.93 | 275.67 | 2,294.48 | 16.18 | 2,743.33 | 1.59 | 1,329.87 | 1,573.92 | 1,503.89 |

3.2. Бэлэн USD ханш /төг/

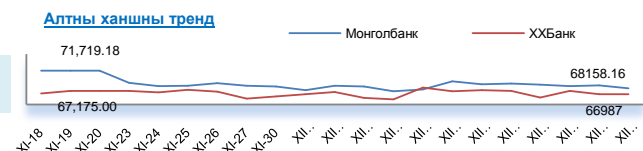
| | 2015.XII.16 | | Өөрчлөлт %/ | |
|--------------------|-------------|---------|-------------|-------|
| | Авах | Зарах | Авах | Зарах |
| ХХБанк | 1,992.0 | 2,002.0 | 0.00 | 0.00 |
| ХААН банк | 1,991.0 | 2,001.0 | 0.00 | 0.00 |
| "Номин карт" ББСБ | 1,995.0 | 1,998.0 | -0.10 | -0.10 |
| "Уран уурагч" ББСБ | 1,996.0 | 1,998.0 | -0.10 | -0.10 |



Эх сурвалж: <http://www.mongolbank.mn/dblistofficialdailyrate.aspx>

4. МЕТАЛЛЫН ХАНШ

| | 2015.XII.16 | | Өөрчлөлт %/ | |
|--------------|----------------|-------------|-------------|------------|
| | Алт /гр/ | Мөнгө /гр/ | Алт /гр/ | Мөнгө /гр/ |
| Монгол банк | 68,158.2 | 879.3 | -0.85 | -1.28 |
| ХХБанк | 66,987.0 | 818.0 | -0.10 | 0.49 |
| Зөрүү | 1,171.2 | 61.3 | | |



Эх сурвалж: <http://tdbm.mn/mn/exchange>

5. ОНЦЛОХ ҮЙЛ ЯВДАЛ /мэдээлэл дээр дарна уу/

5.1. "Монгол шуудан" хк-ийг монголын хөрөнгийн биржийн "III" ангилалд бүртгэлээ

5.2. Ил тод байдлын хуулиар таван их наядын хөрөнгө ил болжээ

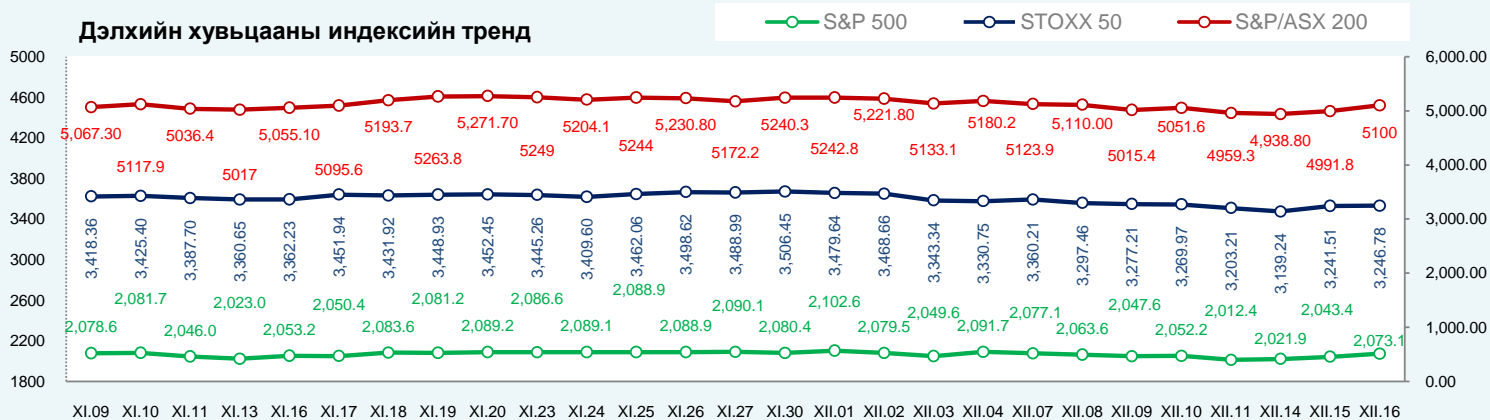
5.3. Найман хувийн зээл зогссон нь салбарын уналтыг дагуулж байна

ОЛОН УЛСЫН САНХҮҮГИЙН ЗАХ ЗЭЭЛИЙН 2015 ОНЫ 12 САРЫН 16-НЫ ӨДРИЙН ТОЙМ МЭДЭЭ

1. ДЭЛХИЙН ХУВЬЦААНЫ ИНДЕКС: 2015.12.15 2015.12.16

| Индекс нэр | Индекс | Өөрчлөлт (Нэгж) | Өөрчлөлт (%) | Хугацаа | Индекс | Өөрчлөлт (Нэгж) | Өөрчлөлт (%) | Хугацаа | |
|------------|---------------------------------|-----------------|--------------|---------|-------------|-----------------|--------------|---------|-------------|
| АНУ | Dow Jones Industrial Average | 17,524.9 | 156.41 | 0.90% | 12:00:00 AM | 17,749.1 | 224.18 | 1.28% | 12:00:00 AM |
| | S&P 500 Index | 2,043.4 | 21.47 | 1.06% | 12:00:00 AM | 2,073.1 | 29.66 | 1.45% | 12:00:00 AM |
| | NASDAQ Composite Index | 4,995.4 | 43.13 | 0.87% | 12:00:00 AM | 5,071.1 | 75.78 | 1.52% | 12:00:00 AM |
| Европ | EURO STOXX 50 Price EUR | 3,241.5 | 102.27 | 3.26% | 12:00:00 AM | 3,246.8 | 5.27 | 0.16% | 12:00:00 AM |
| | FTSE 100 Index | 6,017.8 | 143.73 | 2.45% | 12:00:00 AM | 6,061.2 | 43.40 | 0.72% | 12:00:00 AM |
| | Deutsche Boerse AG German Stock | 10,450.4 | 311.04 | 3.07% | 12:00:00 AM | 10,469.3 | 18.88 | 0.18% | 12:00:00 AM |
| Ази | Nikkei 225 | 18,889.4 | 323.50 | 1.74% | 7:58:45 PM | 19,460.9 | 411.01 | 2.16% | 7:24:45 PM |
| | Hong Kong Hang Seng Index | 21,274.4 | -35.48 | -0.17% | 12:00:00 AM | 21,701.2 | 426.84 | 2.01% | 12:00:00 AM |
| | S&P/ASX 200 | 4,991.8 | 82.25 | 1.68% | 8:19:06 PM | 5,100.0 | 71.55 | 1.42% | 7:44:36 PM |

Дэлхийн хувьцааны индексийн тренд



Эх сурвалж: <http://www.bloomberg.com/markets/stocks/world-indexes/>

2. ГАДААД ВАЛЮТЫН ХАНШ

| № | Америк валют: | | | | Европ, Ойрхи Дорнод, Африкийн Валют | | | | Ази-Номхон далайн Валют | | | |
|----|---------------|----------|----------|--------|-------------------------------------|----------|----------|--------|-------------------------|-----------|----------|--------|
| | Валют | Үнэ цэнэ | Өөрчлөлт | Хувь | Валют | Үнэ цэнэ | Өөрчлөлт | Хувь | Валют | Үнэ цэнэ | Өөрчлөлт | Хувь |
| 1 | USD-CAD | 1.3791 | 0.0011 | 0.08% | EUR-USD | 1.0872 | -0.004 | -0.37% | AUD-USD | 0.7204 | -0.0029 | -0.40% |
| 2 | USD-MXN | 17.0072 | 0.024 | 0.14% | GBP-USD | 1.4977 | -0.0027 | -0.18% | NZD-USD | 0.6761 | -0.0037 | -0.54% |
| 3 | USD-BRL | 3.8842 | 0.0128 | 0.33% | USD-CHF | 0.9928 | 0.0027 | 0.27% | USD-JPY | 122.49 | 0.28 | 0.23% |
| 4 | USD-CLP | 708.2 | -2.8 | -0.39% | USD-SEK | 8.5294 | 0.0286 | 0.34% | USD-HKD | 7.7503 | 0.0001 | 0.00% |
| 5 | USD-COP | 3335.55 | 20.27 | 0.61% | USD-DKK | 6.8631 | 0.0243 | 0.36% | USD-SGD | 1.412 | 0.0042 | 0.30% |
| 6 | USD-PEN | 3.3695 | -0.0039 | -0.12% | USD-NOK | 8.781 | 0.0254 | 0.29% | USD-TWD | 32.858 | 0.138 | 0.42% |
| 7 | USD-VEF | 6.2921 | 0 | 0.00% | USD-CZK | 24.8652 | 0.0902 | 0.36% | USD-KRW | 1,177.04 | 0.81 | 0.07% |
| 8 | USD-CRC | 531.18 | 0 | 0.00% | USD-SKK | 27.7082 | 0.1007 | 0.36% | USD-PHP | 47.333 | -0.014 | -0.03% |
| 9 | USD-ARS | 9.7995 | -0.0035 | -0.04% | USD-PLN | 3.9496 | 0.0086 | 0.22% | USD-IDR | 14,070.50 | 24.5 | 0.17% |
| 10 | | | | | USD-HUF | 290.55 | 1.06 | 0.37% | USD-INR | 66.7263 | -0.2062 | -0.31% |
| 11 | | | | | USD-RUB | 70.3956 | -0.002 | 0.00% | USD-CNY | 6.4726 | 0.0103 | 0.16% |
| 12 | | | | | USD-TRY | 2.9374 | 0.0024 | 0.08% | USD-MYR | 4.3165 | 0.0005 | 0.01% |
| 13 | | | | | USD-ILS | 3.8763 | 0.0042 | 0.11% | USD-THB | 35.995 | 0.04 | 0.11% |
| 14 | | | | | USD-KES | 102.49 | 0.24 | 0.23% | | | | |
| 15 | | | | | USD-ZAR | 14.9765 | 0.0328 | 0.22% | | | | |
| 16 | | | | | USD-MAD | 9.9016 | 0.0238 | 0.24% | | | | |

Эх сурвалж: <http://www.bloomberg.com/markets/currencies/>

3. БАРАА, ТҮҮХИЙ ЭДИЙН ХАНШ

| № | Үнэ цэнэтэй, арилжаа | Нэгж | Үнэ | Өөрчлөлт | Хувь | Лондон Металын Бирж | Үнэ (\$/тонн) |
|---|----------------------|-----------|----------|----------|--------|---------------------|---------------|
| 1 | COMEX Gold Алт | \$/ тонн | 1,070.10 | -6.7 | -0.62% | Хөнгөн цагаан хайлш | 1,570.50 |
| 2 | Gold Spot Алт spot | \$/ тонн | 1,072.35 | 0.03 | 0.00% | Зэс | 4,690.00 |
| 3 | COMEX Мөнгө | \$/ тонн | 14.12 | -0.13 | -0.93% | Хар тугалга | 1,617.00 |
| 4 | COMEX Зэс | \$/фунт | 206.90 | -0.25 | -0.12% | Цайр | 1,577.50 |
| 5 | Platinum Платинум | \$/ тонн | 881.05 | 7.15 | 0.82% | Гангийн бэлдэц | 220.00 |
| 6 | Crude Oil Газрын тос | \$/баррел | 37.19 | -1.26 | -3.28% | Никель | 8,900.00 |

Эх сурвалж: <http://www.bloomberg.com/markets/commodities/futures>

<https://www.lme.com/>

4. ОНЦЛОХ ҮЙЛ ЯВДАЛ:

- 4.1. Asian Stocks Head for Biggest Two-Day Gain Since October on Fed
- 4.2. Japanese Stocks Follow U.S. Rally After Fed Interest-Rate Boost
- 4.3. Yellen Voices Economic Optimism as Fed Begins Gradual Tightening

Эх сурвалж: Холбогдох цахим хуудас. Тайлбар: Дэлгэрэнгүй мэдээллийг холбогдох линк дээр дарж авна уу.

Хаяг: Засгийн газрын IV байр, Бага тойруу-33, Улаанбаатар-15160 Утас: +976 51 265633 www.frc.mn

2015.12.17

Монголд үйл ажиллагаа явуулдаг олон улсын бирж дээр бүртгэлтэй компаниудын үзүүлэлт

/тухайн улсын валют/

| Код | Бирж | Компанийн нэр | Огноо | Ширхэг | Ханш | Нээлт | Дээд | Доод | Өөрчлөлт | Өөрчлөлт, % | 33Y |
|---------|------|--------------------------------|----------|------------|--------|--------|--------|--------|----------|-------------|---------|
| MOU.AX | ASX | LIVETILES LIMITED | 27/07/15 | 1000000.0 | 0.20 | 0.00 | 10.00 | 0.00 | 0.00 | 0.00% | 354.83M |
| GMM.AX | ASX | GEN MINING FPO | 17/12/15 | 3505569.0 | 0.20 | 0.21 | 0.21 | 0.19 | 0.01 | 2.56% | 30.46M |
| VKA.AX | ASX | VIKINGMINE FPO | 17/12/15 | 1248775.0 | 0.02 | 0.01 | 0.02 | 0.01 | 0.00 | 0.00% | 4.02M |
| TRY.AX | ASX | TROY RES. FPO | 17/12/15 | 326854.0 | 0.24 | 0.25 | 0.25 | 0.24 | 0.00 | 0.00% | 68.17M |
| SDM.AX | ASX | SEDGMAN FPO | 17/12/15 | 37672.0 | 0.91 | 0.91 | 0.91 | 0.91 | 0.00 | 0.00% | 205.49M |
| NCM.AX | ASX | NEWCREST FPO | 17/12/15 | 2179867.0 | 12.76 | 12.87 | 13.00 | 12.73 | 0.17 | 1.35% | 9.77B |
| MRV.AX | ASX | MORETON FPO | 17/12/15 | 997000.0 | 0.01 | 0.01 | 0.01 | 0.01 | 0.00 | 25.00% | 9.15M |
| XAM.AX | ASX | XANADUMINE FPO | 17/12/15 | 4995.0 | 0.12 | 0.12 | 0.12 | 0.12 | 0.00 | 0.00% | 44.96M |
| AKM.AX | ASX | ASPIRE FPO | 17/12/15 | 585101.0 | 0.01 | 0.01 | 0.01 | 0.01 | 0.00 | 0.00% | 8.35M |
| LEI.AX | ASX | CIMIC GROUP LTD | 23/04/15 | 20400.0 | 20.71 | 20.42 | 20.84 | 20.42 | 0.34 | 1.67% | 7.01B |
| LEI.AX | ASX | CIMIC GROUP LTD | 23/04/15 | 20400.0 | 20.71 | 20.42 | 20.84 | 20.42 | 0.34 | 1.67% | 7.01B |
| CJC.AX | ASX | CARAJAS FPO | 17/12/15 | 165000.0 | 0.01 | 0.01 | 0.01 | 0.01 | 0.00 | 0.00% | 1.09M |
| HAR.AX | ASX | HARANGA GD FPO | 17/12/15 | 71000.0 | 0.00 | 0.00 | 0.00 | 0.00 | 0.00 | 0.00% | 1.37M |
| DRG.AX | ASX | DRAIG RESO FPO | 17/12/15 | 18702.0 | 0.03 | 0.03 | 0.03 | 0.03 | 0.00 | 0.00% | 2.19M |
| GUF.AX | ASX | TERRACOM LIMITED | 17/11/15 | 245176.0 | 0.01 | 0.01 | 0.01 | 0.01 | 0.00 | 0.00% | 14.25M |
| MNP.V | VAN | MNP PETROLEUM CORPORATION | 16/12/15 | 28600.0 | 0.09 | 0.08 | 0.09 | 0.08 | 0.01 | 6.25% | 14.12M |
| KCC.V | VAN | KINCORA COPPER LIMITED | 15/12/15 | 3.0 | 0.02 | 0.02 | 0.02 | 0.02 | 0.00 | 0.00% | 6.20M |
| YAK.V | VAN | MONGOLIA GROWTH GROUP LTD | 16/12/15 | 29000.0 | 0.36 | 0.38 | 0.38 | 0.36 | -0.01 | -2.74% | 12.61M |
| AMO.V | VAN | ALTAN RIO MINERALS LIMITED | 15/12/15 | 150000.0 | 0.02 | 0.02 | 0.02 | 0.02 | 0.00 | 0.00% | 1.34M |
| EAS.V | VAN | EAST ASIA MINERALS CORPORATION | 16/12/15 | 28500.0 | 0.01 | 0.01 | 0.01 | 0.01 | 0.00 | 0.00% | 843395 |
| 2302.HK | HKG | CNNC INT'L | 17/12/15 | 7000.0 | 3.10 | 3.10 | 3.10 | 3.10 | 0.02 | 0.65% | 1.52B |
| 0276.HK | HKG | MONGOLIA ENERGY | 17/12/15 | 375000.0 | 0.17 | 0.17 | 0.17 | 0.17 | -0.01 | -3.95% | 296.48M |
| 0402.HK | HKG | PEACEMAP HOLD | 17/12/15 | 2840000.0 | 0.30 | 0.29 | 0.30 | 0.29 | 0.01 | 3.51% | 2.41B |
| 0661.HK | HKG | CDAYENONFER | 17/12/15 | 2590000.0 | 0.15 | 0.15 | 0.16 | 0.15 | 0.00 | 0.66% | 2.69B |
| 0835.HK | HKG | ASIA COAL | 17/12/15 | 1330000.0 | 0.12 | 0.12 | 0.12 | 0.12 | 0.01 | 4.24% | 1.18B |
| 0975.HK | HKG | MONGOL MINING | 17/12/15 | 245000.0 | 0.17 | 0.16 | 0.17 | 0.16 | 0.00 | -2.33% | 1.56B |
| 1166.HK | HKG | SOLARTECH-NEW | 17/12/15 | 4600000.0 | 0.32 | 0.32 | 0.32 | 0.32 | 0.00 | 0.00% | 514.39M |
| 1733.HK | HKG | WINSWAY | 28/08/15 | 10334000.0 | 0.15 | 0.14 | 0.15 | 0.14 | 0.00 | 0.00% | 547.09M |
| 1878.HK | HKG | SOUTHGOBI-S | 16/12/15 | 228300.0 | 1.90 | 1.85 | 1.96 | 1.85 | 0.05 | 2.70% | 490.20M |
| 2899.HK | HKG | ZIJIN MINING | 17/12/15 | 4391000.0 | 1.99 | 2.00 | 2.00 | 1.98 | 0.01 | 0.51% | 11.48B |
| 0061.HK | HKG | NORTH ASIA RES | 17/12/15 | 1930000.0 | 0.03 | 0.03 | 0.03 | 0.03 | 0.00 | 0.00% | 702.54M |
| MATD.L | LSE | PETRO MATAD | 16/12/15 | 20000.0 | 3.25 | 3.01 | 3.01 | 3.01 | 0.00 | 0.00% | 9.27M |
| OPP.L | LSE | ORIGO PARTNERS | 16/12/15 | 2285.0 | 1.50 | 1.25 | 1.25 | 1.25 | 0.00 | 0.00% | 5.38M |
| CAML.L | LSE | CENTRAL ASIA METAL | 16/12/15 | 3350.0 | 149.25 | 154.25 | 154.50 | 147.13 | 1.25 | 0.84% | 166.50M |
| AAB.TO | TOR | ABERDEEN INTERNATIONAL INC. | 16/12/15 | 1000.0 | 0.13 | 0.13 | 0.13 | 0.13 | 0.00 | 0.00% | 12.00M |
| LUG.TO | TOR | LUNDIN GOLD INC | 16/12/15 | 46756.0 | 3.94 | 3.88 | 3.94 | 3.88 | 0.06 | 1.55% | 398.96M |

| | | | | | | | | | | | |
|--------|-----|--------------------------------|----------|-----------|------|------|------|------|-------|--------|---------|
| PCY.TO | TOR | PROPHECY DEVELOPMENT CORP | 16/12/15 | 332300.0 | 0.03 | 0.03 | 0.03 | 0.03 | 0.00 | 20.00% | 10.25M |
| ERD.TO | TOR | ERDENE RESOURCE DEVELOPMENT CC | 16/12/15 | 25200.0 | 0.15 | 0.15 | 0.15 | 0.15 | 0.01 | 7.41% | 15.23M |
| SGQ.TO | TOR | SOUTHGOBI RESOURCES LTD | 10/12/15 | 2150.0 | 0.30 | 0.28 | 0.30 | 0.28 | 0.00 | 0.00% | 73.71M |
| CG.TO | TOR | CENTERRA GOLD INC. | 16/12/15 | 1299455.0 | 7.27 | 7.40 | 7.41 | 7.11 | 0.14 | 1.96% | 1.72B |
| CGG.TO | TOR | CHINA GOLD INT RESOURCES CORP. | 16/12/15 | 251911.0 | 2.05 | 1.97 | 2.05 | 1.97 | 0.06 | 3.02% | 812.65M |
| IVN.TO | TOR | IVANHOE MINES LTD | 16/12/15 | 573963.0 | 0.62 | 0.62 | 0.63 | 0.62 | -0.02 | -3.12% | 482.95M |
| DML.TO | TOR | DENISON MINES CORP. | 16/12/15 | 533636.0 | 0.52 | 0.52 | 0.54 | 0.51 | -0.01 | -1.89% | 269.59M |