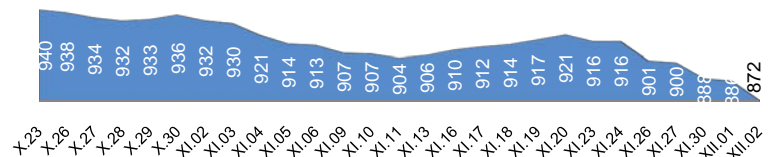


### 1. МОНГОЛЫН ХӨРӨНГИЙН БИРЖИЙН АРИЛЖАА

#### 1.1. Арилжааны мэдээ

| Огноо                | 2015.XII.01 | 2015.XII.02 | Өөрчлөлт %/ |
|----------------------|-------------|-------------|-------------|
| Арилжигдсан ширхэг   | 114,267     | 5,286.0     | ↓ -95.37    |
| Үнийн дүн /сая.төг/  | 10,528.9    | 164.2       | ↓ -98.4     |
| Үүнээс: ЗГҮЦ         | 10,525.7    | 155.9       |             |
| Хэлцлийн тоо         | 55          | 52.0        | ↓ -5.45     |
| Үнэт цаасны тоо /ХК/ | 14          | 17.0        | ↑ 21.43     |
| ЗЗҮ /наяд.төг/       | 1,253       | 1,217       | ↓ -2.86     |
| ТОП-20 индекс        | 12,454      | 12,103.6    | ↓ -2.81     |
| MSE all индекс       | 886         | 871.5       | ↓ -1.66     |

#### 1.2. MSE all индексийн тренд



#### 1.3. Идэвхитэй арилжигдсан үнэт цаас

| Үнэт цаасны нэр  | Ширхэг | Үнэт цаасны нэр | Үнийн дүн /төг/ | арилжаанд эзлэх хувь |
|------------------|--------|-----------------|-----------------|----------------------|
| АПУ              | 1,541  | АПУ             | 5,207,109       | 3.17                 |
| ГЕРМЕС ЦЕНТР     | 1,284  | БАЯНГОЛ З.Б     | 830,200         | 0.51                 |
| АДУУН ЧУЛУУН     | 266    | ШАРЫН ГОЛ       | 667,500         | 0.41                 |
| УЛСЫН ИХ ДЭЛГҮҮР | 238    | СҮҮ             | 444,000         | 0.27                 |
| ШАРЫН ГОЛ        | 167    | АДУУН ЧУЛУУ     | 345,800         | 0.21                 |

Эх сурвалж: <http://mse.mn/>

#### 1.4. Хамгийн их өөрчлөлттэй үнэт цаас

| Өсөлт   | Үнэт цаасны нэр | Ханш    | Ханшийн өөрчлөлт %/ |
|---------|-----------------|---------|---------------------|
| Өсөлт   | ШАРЫН ГОЛ       | 3,997.0 | 2.12                |
| Өсөлт   | ТАЛХ ЧИХЭР      | 17,370  | 0.06                |
| Бууралт | АПУ             | 3,379.0 | -9.48               |
| Бууралт | ТАВАН ТОЛГОЙ    | 2,880.0 | -4.00               |
| Бууралт | ГОВЬ            | 8,510.0 | -2.74               |

### 2. ХӨДӨӨ АЖ АХУЙН БИРЖИЙН АРИЛЖАА

| Барааны төрөл       | 2015.XII.02   |               |                    |              | 2014 оны X сар |          |                    |            |
|---------------------|---------------|---------------|--------------------|--------------|----------------|----------|--------------------|------------|
|                     | Хэмжээ /тонн/ | Үнэ /1кг.төг/ | Нийт үнэ /сая.төг/ | Эзлэх хувь   | Хэмжээ /тонн/  | Үнэ /кг/ | Нийт үнэ /сая.төг/ | Эзлэх хувь |
| Ноолуур             |               |               |                    | 0.0          | 180.0          | 78,145   | 14,066.8           | 89.7       |
| Хонины ноос         | 130.0         | 1170.0        | 152.1              | 29.0         | 783.0          | 1,402    | 1,098.1            | 7.0        |
| Тэмээний ноос       |               |               |                    | 0.0          | 101.0          | 5,178    | 523.0              | 3.334      |
| Ямааны завод ноос   | 26.0          | 14,300.0      | 371.8              | 71.0         |                |          |                    |            |
| Хонины завод ноос   |               |               |                    | 0.0          |                |          |                    |            |
| Тэмээний завод ноос |               |               |                    | 0.0          |                |          |                    |            |
| Хүнсний буудай      |               |               |                    | 0.0          |                |          |                    |            |
| <b>Нийт дүн</b>     | <b>156.0</b>  |               | <b>523.9</b>       | <b>100.0</b> | <b>1,064</b>   |          | <b>15,688</b>      | <b>100</b> |

Эх сурвалж: <http://www.mce.mn/>

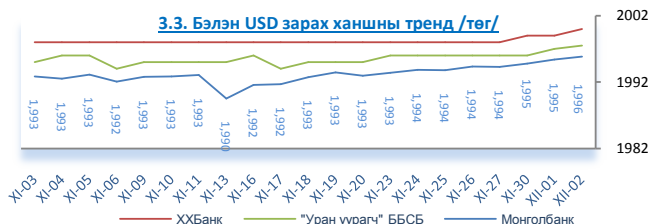
### 3. ВАЛҮТЫН ХАНШ

#### 3.1. Монголбанкны зарласан ханш /төг/

|                 | USD      | RUB   | CNY    | EUR      | JPY   | GBP      | KRW  | SGD      | CAD      | AUD      |
|-----------------|----------|-------|--------|----------|-------|----------|------|----------|----------|----------|
| 2015.XII.02     | 1,995.86 | 29.94 | 311.92 | 2,120.70 | 16.22 | 3,008.66 | 1.72 | 1,417.26 | 1,493.63 | 1,460.47 |
| 2014 оны XI сар | 1,879.77 | 40.77 | 306.86 | 2,345.62 | 16.19 | 2,967.11 | 1.71 | 1,450.51 | 1,658.82 | 1,626.03 |
| 2013 оны XI сар | 1,733.47 | 52.94 | 284.50 | 2,339.05 | 17.33 | 2,791.82 | 1.63 | 1,389.32 | 1,652.71 | 1,615.86 |

#### 3.2. Бэлэн USD ханш /төг/

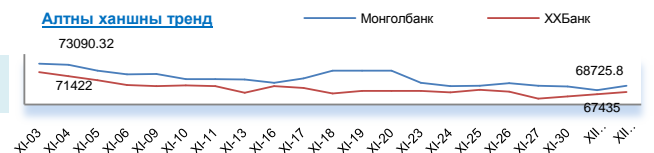
|                    | 2015.XII.02 |         | Өөрчлөлт %/ |        |
|--------------------|-------------|---------|-------------|--------|
|                    | Авах        | Зарах   | Авах        | Зарах  |
| ХХБанк             | 1,992.0     | 2,000.0 | ↑ 0.10      | ↑ 0.05 |
| ХААН банк          | 1,989.0     | 1,999.0 | → 0.00      | → 0.00 |
| "Номин карт" ББСБ  | 1,994.0     | 1,998.0 | ↑ 0.10      | ↑ 0.10 |
| "Уран уурагч" ББСБ | 1,996.0     | 1,997.5 | ↑ 0.05      | ↑ 0.03 |



Эх сурвалж: <http://www.mongolbank.mn/dblistofficialdailyrate.aspx>

### 4. МЕТАЛЛЫН ХАНШ

|              | 2015.XII.02    |             | Өөрчлөлт %/ |            |
|--------------|----------------|-------------|-------------|------------|
|              | Алт /гр/       | Мөнгө /гр/  | Алт /гр/    | Мөнгө /гр/ |
| Монгол банк  | 68,725.8       | 909.2       | ↑ 1.33      | ↑ 0.57     |
| ХХБанк       | 67,435.0       | 845.0       | ↑ 0.58      | ↑ 1.08     |
| <b>Зөрүү</b> | <b>1,290.8</b> | <b>64.2</b> |             |            |



Эх сурвалж: <http://tdbm.mn/mn/exchange>

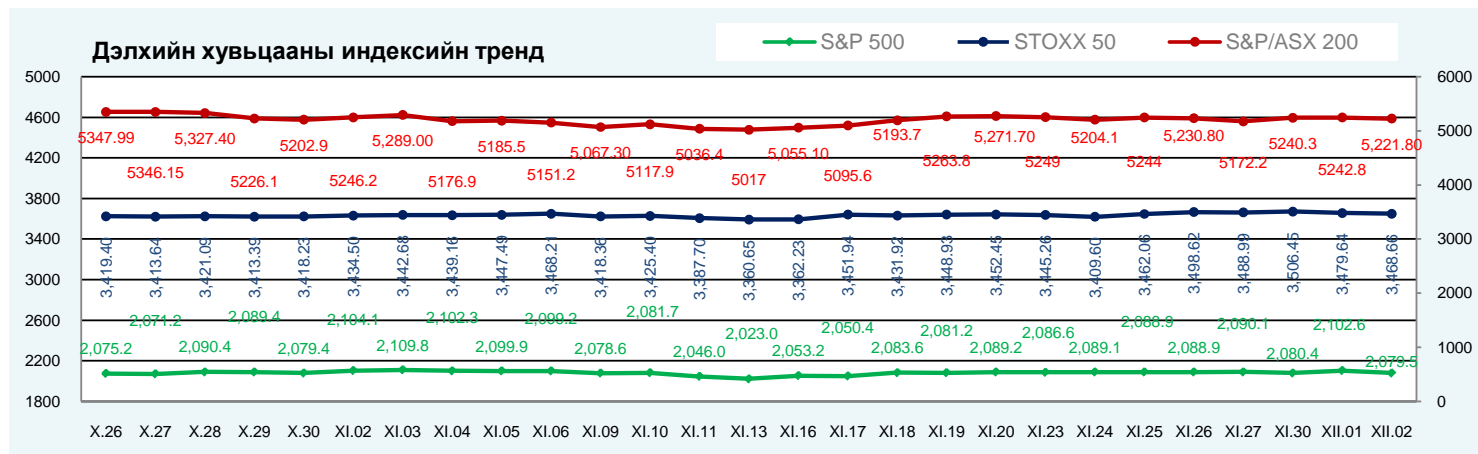
### 5. ОНЦЛОХ ҮЙЛ ЯВДАЛ /мэдээлэл дээр дарна уу/

- Ирэх сараас НӨАТ-ын цаасан падаан ашиглахгүй
- Засгийн газар эдийн засагт нийт 5.9 их наяд төгрөг нийлүүлжээ
- Я.Батжаргал: Татвар төлөгчдийн хувьд маш том боломж, ашиглах хэрэгтэй
- 2015/10 сарын мөнгөний статистикийн тойм
- "Э-сонин" нийтлэгдэн гарлаа
- 11 сард өдөрт дунджаар 2.04 тэрбум төгрөгийн гүйлгээ

# ОЛОН УЛСЫН САНХҮҮГИЙН ЗАХ ЗЭЭЛИЙН 2015 ОНЫ 12 САРЫН 02-НЫ ӨДРИЙН ТОЙМ МЭДЭЭ

## 1. ДЭЛХИЙН ХУВЬЦААНЫ ИНДЕКС: 2015.12.01 2015.12.02

| Индекс нэр |                                 | Индекс   | Өөрчлөлт (Нэгж) | Өөрчлөлт (%) | Хугацаа     | Индекс   | Өөрчлөлт (Нэгж) | Өөрчлөлт (%) | Хугацаа     |
|------------|---------------------------------|----------|-----------------|--------------|-------------|----------|-----------------|--------------|-------------|
| АНУ        | Dow Jones Industrial Average    | 17,888.4 | 168.43          | 0.95%        | 12:00:00 AM | 17,729.7 | -158.67         | -0.89%       | 12:00:00 AM |
|            | S&P 500 Index                   | 2,102.6  | 22.22           | 1.07%        | 12:00:00 AM | 2,079.5  | -23.12          | -1.10%       | 12:00:00 AM |
|            | NASDAQ Composite Index          | 5,156.3  | 47.64           | 0.93%        | 12:00:00 AM | 5,123.2  | -33.08          | -0.64%       | 12:00:00 AM |
| Европ      | EURO STOXX 50 Price EUR         | 3,479.6  | -26.81          | -0.76%       | 12:00:00 AM | 3,468.7  | -10.98          | -0.32%       | 12:00:00 AM |
|            | FTSE 100 Index                  | 6,395.7  | 39.56           | 0.62%        | 12:00:00 AM | 6,420.9  | 25.28           | 0.40%        | 12:00:00 AM |
|            | Deutsche Boerse AG German Stock | 11,261.2 | -120.99         | -1.06%       | 12:00:00 AM | 11,190.0 | -71.22          | -0.63%       | 12:00:00 AM |
| Ази        | Nikkei 225                      | 19,966.2 | -46.21          | -0.23%       | 7:17:30 PM  | 19,893.7 | -44.48          | -0.22%       | 7:22:15 PM  |
|            | Hong Kong Hang Seng Index       | 22,381.4 | 384.93          | 1.75%        | 12:00:00 AM | 22,479.7 | 98.34           | 0.44%        | 12:00:00 AM |
|            | S&P/ASX 200                     | 5,242.8  | -23.34          | -0.44%       | 7:22:05 PM  | 5,221.8  | -36.54          | -0.69%       | 7:27:05 PM  |



Эх сурвалж: <http://www.bloomberg.com/markets/stocks/world-indexes/>

## 2. ГАДААД ВАЛЮТЫН ХАНШ

| Америк валют: |                         |          |          |        | Европ, Ойрхи Дорнод, Африкийн Валют |          |          |        | Ази-Номхон далайн Валют |           |          |        |
|---------------|-------------------------|----------|----------|--------|-------------------------------------|----------|----------|--------|-------------------------|-----------|----------|--------|
| №             | Валют                   | Үнэ цэнэ | Өөрчлөлт | Хувь   | Валют                               | Үнэ цэнэ | Өөрчлөлт | Хувь   | Валют                   | Үнэ цэнэ  | Өөрчлөлт | Хувь   |
| 1             | <a href="#">USD-CAD</a> | 1.335    | 0.0007   | 0.05%  | <a href="#">EUR-USD</a>             | 1.0609   | -0.0006  | -0.06% | <a href="#">AUD-USD</a> | 0.7286    | -0.0023  | -0.31% |
| 2             | <a href="#">USD-MXN</a> | 16.5823  | 0.0178   | 0.11%  | <a href="#">GBP-USD</a>             | 1.4945   | -0.0006  | -0.04% | <a href="#">NZD-USD</a> | 0.6633    | -0.0007  | -0.11% |
| 3             | <a href="#">USD-BRL</a> | 3.8373   | -0.0157  | -0.41% | <a href="#">USD-CHF</a>             | 1.0188   | 0.0005   | 0.05%  | <a href="#">USD-JPY</a> | 123.28    | 0.04     | 0.03%  |
| 4             | <a href="#">USD-CLP</a> | 703.49   | 0.47     | 0.07%  | <a href="#">USD-SEK</a>             | 8.683    | 0.0051   | 0.06%  | <a href="#">USD-HKD</a> | 7.7504    | -0.0001  | 0.00%  |
| 5             | <a href="#">USD-COP</a> | 3163.04  | 39.02    | 1.25%  | <a href="#">USD-DKK</a>             | 7.0314   | 0.0039   | 0.06%  | <a href="#">USD-SGD</a> | 1.4134    | 0.0016   | 0.11%  |
| 6             | <a href="#">USD-PEN</a> | 3.3699   | -0.0026  | -0.08% | <a href="#">USD-NOK</a>             | 8.6523   | -0.001   | -0.01% | <a href="#">USD-TWD</a> | 32.782    | 0.049    | 0.15%  |
| 7             | <a href="#">USD-VEF</a> | 6.2921   | 0        | 0.00%  | <a href="#">USD-CZK</a>             | 25.4781  | 0.0126   | 0.05%  | <a href="#">USD-KRW</a> | 1,169.24  | 4.86     | 0.42%  |
| 8             | <a href="#">USD-CRC</a> | 531.25   | 0        | 0.00%  | <a href="#">USD-SKK</a>             | 28.398   | 0.0187   | 0.07%  | <a href="#">USD-PHP</a> | 47.145    | -0.026   | -0.06% |
| 9             | <a href="#">USD-ARS</a> | 9.7065   | 0.0088   | 0.09%  | <a href="#">USD-PLN</a>             | 4.0338   | 0.0035   | 0.09%  | <a href="#">USD-IDR</a> | 13,780.20 | -3.9     | -0.03% |
| 10            |                         |          |          |        | <a href="#">USD-HUF</a>             | 292.46   | -0.01    | 0.00%  | <a href="#">USD-INR</a> | 66.605    | 0.11     | 0.17%  |
| 11            |                         |          |          |        | <a href="#">USD-RUB</a>             | 67.4698  | 0.0865   | 0.13%  | <a href="#">USD-CNY</a> | 6.3987    | -0.0001  | 0.00%  |
| 12            |                         |          |          |        | <a href="#">USD-TRY</a>             | 2.8892   | -0.0002  | -0.01% | <a href="#">USD-MYR</a> | 4.2595    | 0.028    | 0.66%  |
| 13            |                         |          |          |        | <a href="#">USD-ILS</a>             | 3.8818   | 0.0096   | 0.25%  | <a href="#">USD-THB</a> | 35.904    | 0.039    | 0.11%  |
| 14            |                         |          |          |        | <a href="#">USD-KES</a>             | 102.25   | 0.3      | 0.29%  |                         |           |          |        |
| 15            |                         |          |          |        | <a href="#">USD-ZAR</a>             | 14.3824  | 0.0303   | 0.21%  |                         |           |          |        |
| 16            |                         |          |          |        | <a href="#">USD-MAD</a>             | 10.053   | -0.0043  | -0.04% |                         |           |          |        |

Эх сурвалж: <http://www.bloomberg.com/markets/currencies/>

## 3. БАРАА, ТҮҮХИЙ ЭДИЙН ХАНШ

| № | Үнэ цэнэтэй, арилжаа | Нэгж      | Үнэ      | Өөрчлөлт | Хувь   | Лондон Металын Бирж | Үнэ (\$/тонн) |
|---|----------------------|-----------|----------|----------|--------|---------------------|---------------|
| 1 | COMEX Gold Алт       | \$/ тонн  | 1,053.80 | 0        | 0.00%  | Хөнгөн цагаан хайлш | 1,570.50      |
| 2 | Gold Spot Алт спот   | \$/ тонн  | 1,051.83 | -1.87    | -0.18% | Зэс                 | 4,690.00      |
| 3 | COMEX Мөнгө          | \$/ тонн  | 13.99    | -0.02    | -0.14% | Хар тугалга         | 1,617.00      |
| 4 | COMEX Зэс            | \$/фунт   | 204.80   | 1.5      | 0.74%  | Цайр                | 1,577.50      |
| 5 | Platinum Платинум    | \$/ тонн  | 828.55   | -2.9     | -0.35% | Гангийн бэлдэц      | 220.00        |
| 6 | Crude Oil Газрын тос | \$/баррел | 42.49    | -1.95    | -4.39% | Никель              | 8,900.00      |

Эх сурвалж: <http://www.bloomberg.com/markets/commodities/futures>

<https://www.lme.com/>

## 4. ОНЦЛОХ ҮЙЛ ЯВДАЛ:

- [4.1. Why Bankruptcy Might Be the Mining Industry's Last Best Hope](#)
- [4.2. Asian Stocks Slide Second Day as Drop in Oil Hits Energy Shares](#)

Эх сурвалж: Холбогдох цахим хуудас. Тайлбар: Дэлгэрэнгүй мэдээллийг холбогдох линк дээр дарж авна уу.

Хаяг: Засгийн газрын IV байр, Бага тойруу-33, Улаанбаатар-15160 Утас: +976 51 265633 [www.frc.mn](http://www.frc.mn)

Монголд үйл ажиллагаа явуулдаг олон улсын бирж дээр бүртгэлтэй компаниудын үзүүлэлт

/тухайн улсын валют/

| Код     | Бирж | Компанийн нэр                  | Огноо     | Хугацаа | Ширхэг      | Ханш  | Нээлт | Дээд  | Доод  | Өөрчлөлт | Өөрчлөлт, % | 33Ү     |
|---------|------|--------------------------------|-----------|---------|-------------|-------|-------|-------|-------|----------|-------------|---------|
| MOU.AX  | ASX  | LIVETILES LIMITED              | 27-Jul-15 | 11:04am | 1,000,000   | 0.20  | 0.00  | 10.00 | 0.00  | 0.00     | 0.00%       | 354.83M |
| GMM.AX  | ASX  | GEN MINING FPO                 | 03-Dec-15 | 12:23pm | 646,662     | 0.16  | 0.16  | 0.16  | 0.16  | 0.00     | 0.00%       | 24.37M  |
| VKA.AX  | ASX  | VIKINGMINE FPO                 | 03-Dec-15 | 12:23pm | 146,000     | 0.01  | 0.01  | 0.01  | 0.01  | 0.00     | 0.00%       | 3.51M   |
| TRY.AX  | ASX  | TROY RES. FPO                  | 03-Dec-15 | 12:23pm | 235,228     | 0.23  | 0.23  | 0.24  | 0.23  | 0.00     | 0.00%       | 66.72M  |
| SDM.AX  | ASX  | SEDGMAN FPO                    | 03-Dec-15 | 12:23pm | 46,733      | 0.92  | 0.88  | 0.93  | 0.88  | -0.01    | -1.08%      | 208.89M |
| NCM.AX  | ASX  | NEWCREST FPO                   | 03-Dec-15 | 12:28pm | 1,406,304   | 11.40 | 11.18 | 11.48 | 11.15 | -0.02    | -0.18%      | 8.73B   |
| MRV.AX  | ASX  | MORETON FPO                    | 03-Dec-15 | 12:23pm | 1,219,000   | 0.00  | 0.00  | 0.00  | 0.00  | 0.00     | 0.00%       | 7.32M   |
| XAM.AX  | ASX  | XANADUMINE FPO                 | 03-Dec-15 | 12:23pm | 10,000      | 0.13  | 0.13  | 0.13  | 0.13  | 0.00     | 0.00%       | 46.83M  |
| AKM.AX  | ASX  | ASPIRE FPO                     | 03-Dec-15 | 12:23pm | 3,810       | 0.01  | 0.01  | 0.01  | 0.01  | 0.00     | 0.00%       | 11.14M  |
| LEI.AX  | ASX  | CIMIC GROUP LTD                | 23-Apr-15 | 5:10pm  | 20,400      | 20.71 | 20.42 | 20.84 | 20.42 | 0.34     | 1.67%       | 7.01B   |
| LEI.AX  | ASX  | CIMIC GROUP LTD                | 23-Apr-15 | 5:10pm  | 20,400      | 20.71 | 20.42 | 20.84 | 20.42 | 0.34     | 1.67%       | 7.01B   |
| CJC.AX  | ASX  | CARAJAS FPO                    | 03-Dec-15 | 12:23pm | 55,642      | 0.01  | 0.01  | 0.01  | 0.01  | 0.00     | 0.00%       | 1.09M   |
| HAR.AX  | ASX  | HARANGA GD FPO                 | 03-Dec-15 | 12:23pm | 50,000      | 0.00  | 0.00  | 0.00  | 0.00  | 0.00     | 0.00%       | 1.37M   |
| DRG.AX  | ASX  | DRAIG RESO FPO                 | 03-Dec-15 | 12:23pm | 46,798      | 0.03  | 0.03  | 0.03  | 0.03  | 0.00     | 0.00%       | 2.19M   |
| GUF.AX  | ASX  | TERRACOM LIMITED               | 17-Nov-15 | 3:26pm  | 245,176     | 0.01  | 0.01  | 0.01  | 0.01  | 0.00     | 0.00%       | 14.25M  |
| MNP.V   | VAN  | MNP PETROLEUM CORPORATION      | 02-Dec-15 | 3:06pm  | 52,900      | 0.09  | 0.11  | 0.11  | 0.09  | -0.02    | -15.00%     | 14.12M  |
| KCC.V   | VAN  | KINCORA COPPER LIMITED         | 01-Dec-15 | 2:23pm  | 3           | 0.02  | 0.02  | 0.02  | 0.02  | 0.00     | 0.00%       | 6.20M   |
| YAK.V   | VAN  | MONGOLIA GROWTH GROUP LTD      | 02-Dec-15 | 3:59pm  | 36,845      | 0.39  | 0.38  | 0.39  | 0.37  | 0.01     | 2.63%       | 13.85M  |
| AMO.V   | VAN  | ALTAN RIO MINERALS LIMITED     | 01-Dec-15 | 3:46pm  | 15,000      | 0.02  | 0.02  | 0.02  | 0.02  | 0.00     | 0.00%       | 1.78M   |
| EAS.V   | VAN  | EAST ASIA MINERALS CORPORATION | 02-Dec-15 | 1:19pm  | 75,000      | 0.01  | 0.01  | 0.01  | 0.01  | 0.00     | 0.00%       | 843395  |
| 2302.HK | HKG  | CNNC INT'L                     | 02-Dec-15 | 3:59pm  | 109,000     | 3.33  | 3.32  | 3.35  | 3.32  | -0.01    | -0.30%      | 1.63B   |
| 0276.HK | HKG  | MONGOLIA ENERGY                | 02-Dec-15 | 3:59pm  | 1,970,500   | 0.20  | 0.20  | 0.21  | 0.20  | 0.00     | -1.00%      | 345.31M |
| 0402.HK | HKG  | PEACEMAP HOLD                  | 03-Dec-15 | 9:32am  | 440,000     | 0.31  | 0.31  | 0.31  | 0.31  | 0.00     | 0.00%       | 2.53B   |
| 0661.HK | HKG  | CDAYENONFER                    | 03-Dec-15 | 9:30am  | 1,002,000   | 0.15  | 0.15  | 0.15  | 0.15  | 0.00     | 0.00%       | 2.59B   |
| 0835.HK | HKG  | ASIA COAL                      | 03-Dec-15 | 9:32am  | 250,000     | 0.13  | 0.13  | 0.13  | 0.13  | 0.00     | 0.76%       | 1.27B   |
| 0975.HK | HKG  | MONGOL MINING                  | 02-Dec-15 | 3:59pm  | 3,937,500   | 0.20  | 0.20  | 0.20  | 0.19  | 0.00     | -0.50%      | 1.83B   |
| 1166.HK | HKG  | SOLARTECH-NEW                  | 03-Dec-15 | 9:33am  | 3,380,000   | 0.34  | 0.34  | 0.34  | 0.34  | 0.00     | 0.00%       | 555.22M |
| 1733.HK | HKG  | WINSWAY                        | 28-Aug-15 | 3:59pm  | 10,334,000  | 0.15  | 0.14  | 0.15  | 0.14  | 0.00     | 0.00%       | 547.09M |
| 1878.HK | HKG  | SOUTHGOBI-S                    | 02-Dec-15 | 3:52pm  | 182,850     | 2.10  | 2.30  | 2.30  | 2.10  | -0.03    | -1.41%      | 541.80M |
| 2899.HK | HKG  | ZIJIN MINING                   | 03-Dec-15 | 9:33am  | 542,000     | 1.94  | 1.94  | 1.95  | 1.93  | 0.00     | 0.00%       | 11.19B  |
| 0061.HK | HKG  | NORTH ASIA RES                 | 27-Nov-15 | 3:59pm  | 375,825,000 | 0.06  | 0.06  | 0.06  | 0.05  | 0.00     | 0.00%       | 1.24B   |
| MATD.L  | LSE  | PETRO MATAD                    | 02-Dec-15 | 4:30pm  | 135         | 3.38  | 3.25  | 3.25  | 3.25  | 0.00     | 0.00%       | 9.63M   |

|        |     |                                 |           |         |         |        |        |        |        |       |        |         |
|--------|-----|---------------------------------|-----------|---------|---------|--------|--------|--------|--------|-------|--------|---------|
| OPP.L  | LSE | ORIGO PARTNERS                  | 02-Dec-15 | 4:30pm  | 30,000  | 2.00   | 2.00   | 1.75   | 1.75   | 0.00  | 0.00%  | 7.17M   |
| CAML.L | LSE | CENTRAL ASIA METAL              | 02-Dec-15 | 4:35pm  | 10,593  | 158.00 | 156.00 | 158.00 | 156.00 | 1.75  | 1.12%  | 176.26M |
| AAB.TO | TOR | ABERDEEN INTERNATIONAL INC.     | 02-Dec-15 | 3:23pm  | 108,000 | 0.14   | 0.13   | 0.14   | 0.12   | 0.02  | 12.50% | 13.05M  |
| LUG.TO | TOR | LUNDIN GOLD INC                 | 02-Dec-15 | 2:12pm  | 94,100  | 4.01   | 3.96   | 4.01   | 3.96   | 0.06  | 1.52%  | 406.05M |
| PCY.TO | TOR | PROPHECY DEVELOPMENT CORP       | 02-Dec-15 | 3:54pm  | 69,640  | 0.03   | 0.02   | 0.03   | 0.02   | 0.00  | 0.00%  | 8.55M   |
| ERD.TO | TOR | ERDENE RESOURCE DEVELOPMENT COR | 02-Dec-15 | 1:17pm  | 96,850  | 0.13   | 0.13   | 0.14   | 0.13   | -0.01 | -3.85% | 13.13M  |
| SGQ.TO | TOR | SOUTHGOBI RESOURCES LTD         | 24-Nov-15 | 12:44pm | 100     | 0.30   | 0.30   | 0.30   | 0.30   | 0.00  | 0.00%  | 73.71M  |
| CG.TO  | TOR | CENTERRA GOLD INC.              | 02-Dec-15 | 3:59pm  | 492,644 | 7.32   | 7.30   | 7.44   | 7.18   | -0.08 | -1.08% | 1.73B   |
| CGG.TO | TOR | CHINA GOLD INT RESOURCES CORP.  | 02-Dec-15 | 3:59pm  | 71,920  | 1.87   | 1.87   | 1.91   | 1.87   | -0.04 | -2.09% | 741.29M |
| IVN.TO | TOR | IVANHOE MINES LTD               | 02-Dec-15 | 3:59pm  | 355,460 | 0.65   | 0.66   | 0.66   | 0.63   | 0.00  | 0.00%  | 1.31B   |
| DML.TO | TOR | DENISON MINES CORP.             | 02-Dec-15 | 3:59pm  | 718,504 | 0.51   | 0.55   | 0.55   | 0.51   | -0.03 | -5.56% | 264.40M |